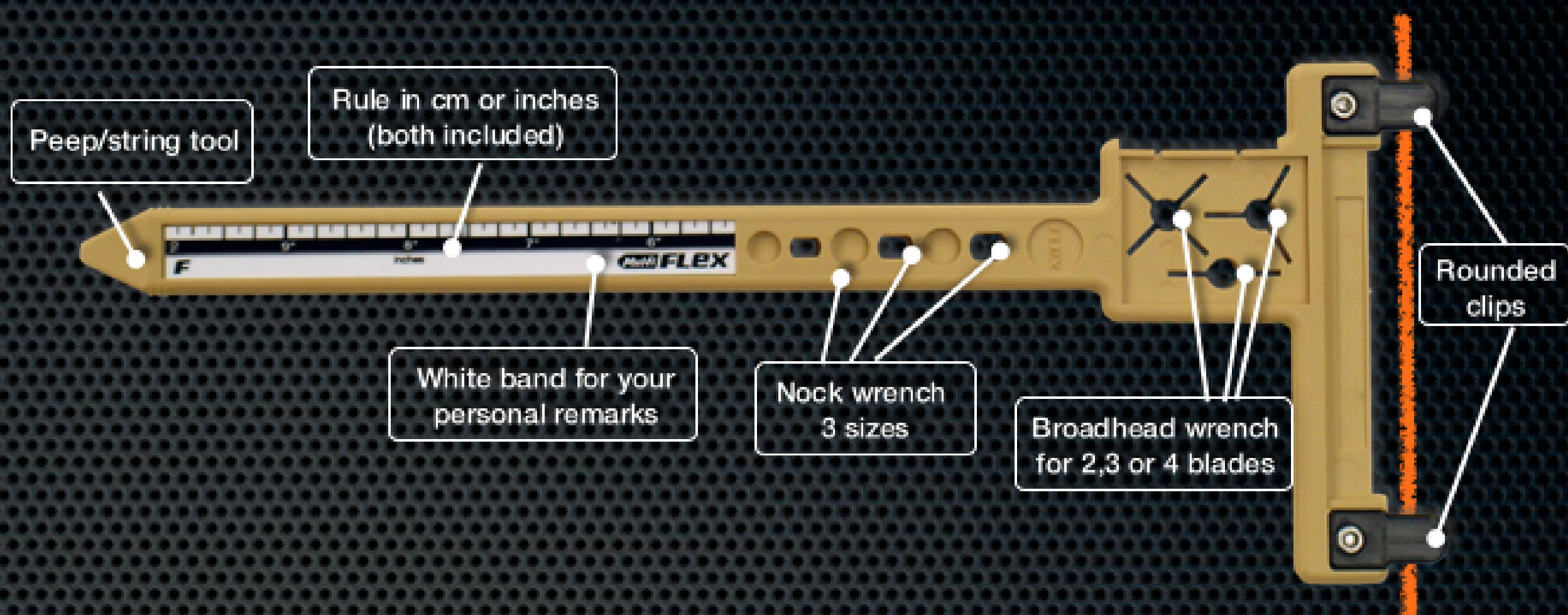


MultiFLEX

instructions



CLIPS

Your MultiFlex tool coming with the smaller clips installed and fit most of the strings. In some cases may require a greater separation between the clips because your string is thicker. Your MultiFlex This is equipped with a full set of clips that give greater separation. This thicker clips is recognized by a dot on the top. Combining the clips you will get the best fit. Use the combination that best suits your string.



What is the perfect clip combination for my bowstring? the ones wich is not excessive force to insert the string. Excesive presure can damage the clips.

Master points

This points are a quick measurement references. It's marked with small dots.

Dot 1: show a 90°-square reference

Dots 2 and 3 : indicates a distance of 16 cm from MultiFlex border. For inches rule you need to align the dot with a gray dot placed at 6-3/8" from Multi Flex border



FlexArchery - StringFlex

Barrio de abajo s/n- 39608 IGOLLO DE CAMARGO
CANTABRIA - SPAIN
www.flexarchery.com
flexarchery@flexarchery.com
tel/fax : 34-942-269333